

F-FULL CAPACITY UNITS - 8 MODELS

TWO MOUNTING STYLES: HORIZONTAL AND VERTICAL

- Full Capacity Units Offer Ergonomic Solutions For Employee Fatigue, Efficiency & Workplace Safety.
- They Offer A Wide Range Of Capacities: 5 - 600 kg
- Least Expensive - Fewest Moving Parts
- Cable & Seals Easily Changed In The Field
- Made To Order Travels From 1 ft. to 15 ft. (304 mm to 4572 mm) Or More
- **CHECK OVERALL LENGTH BEFORE ORDERING - SEE MODULAR & PRO-AIR UNITS FOR SPACE SAVING.**

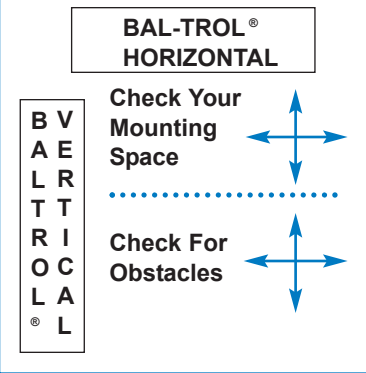
VERTICAL BAL-TROL®



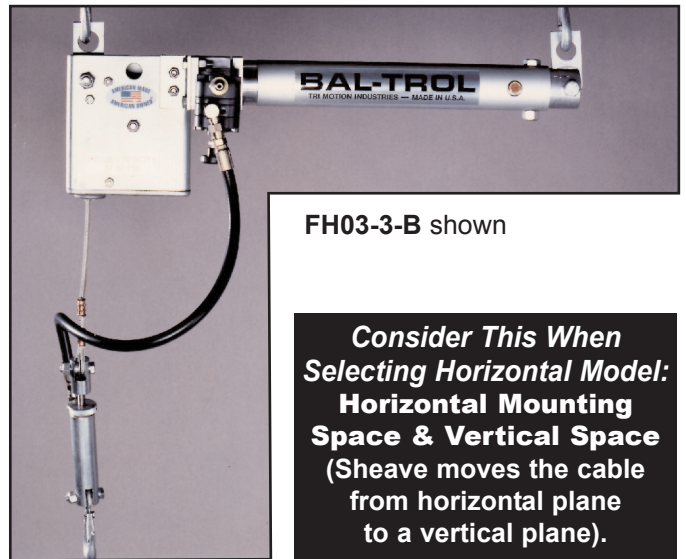
Consider This When Selecting Vertical Model: Available Vertical Mounting Space Requires High Ceilings

FV01-4-S shown

Important Tips When Selecting FH or FV Units



HORIZONTAL BAL-TROL®



FH03-3-B shown

Consider This When Selecting Horizontal Model: Horizontal Mounting Space & Vertical Space (Sheave moves the cable from horizontal plane to a vertical plane).

MODEL SELECTION

MODEL	BORE SIZE Inches	CAPACITY @ 6 BAR
50	1	25 kg
01	1-1/2	50 kg
02	2	100 kg
03	2-1/2	150 kg
06	3-1/4	300 kg
08	4	400 kg
12	5	600 kg

HOW TO ORDER - FIGURE (1) CAPACITY, (2) TRAVEL, (3) CONTROL OPTIONS.

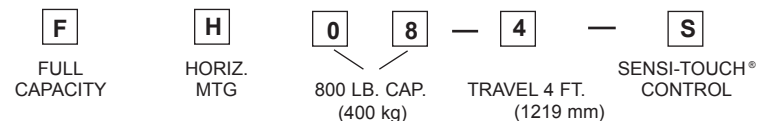
Examples: **Model - FV02-4-S**
Full Cap., Vertical, 100 kg Capacity, 4 ft. = 1219 mm of Travel, Sensi-Touch® Control indicate "S" or "SL" (See page 3).

CHECK UNITS OVERALL LENGTH

Model - FH02-5-B
Full Cap., Horizontal, 100 kg Capacity, 5 ft. = 1524 mm of Travel, Balance Control Package. (See page 5).

CHECK YOUR HORIZONTAL & VERTICAL DIMENSIONS

ORDER FULL CAPACITY HORIZONTAL - FH08-4-S



WE RECOMMEND OUR SAFETY CHAIN & DROP STOP® LOAD ARRESTORS FOR SAFETY OF PERSONNEL AND PRODUCT.