

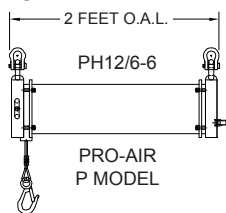
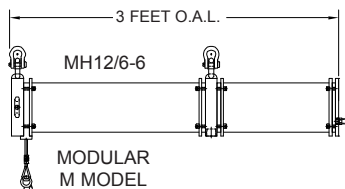
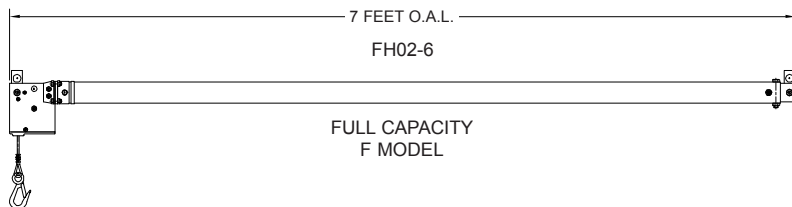
# SINGLE MOUNT PRO-AIR UNITS - 3 MODELS

## SM-03, SM-06 & SM-12

**BAL-TROL® IS THE COST EFFECTIVE, ERGONOMIC SOLUTION FOR WORKPLACE LIFTING.**

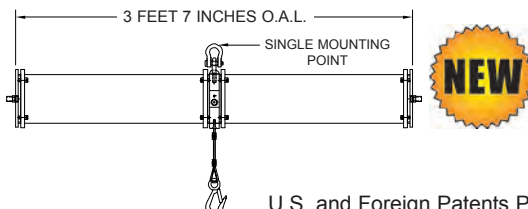
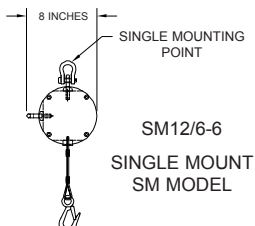
### HORIZONTAL MOUNTING STYLE

- Space Saving Single Mount Horizontal Bal-Trol® Mounts Like a Vertical.
- The Single Mount Advantage Is It Can Be Mounted Inline or Perpendicular To The Rail.
- Only Needs One Trolley.
- For All Repetitive Lifting Applications.
- Simple to Operate.
- Made to Order Travels from 1 Foot to 10 Feet.
- Contains No Expensive Electronic Components or Computer Parts to Fail, Overheat, Have Moisture Damage or Require Reprogramming.



**SPACE SAVING**  
WITH SINGLE MOUNTING POINT  
SAME CAPACITY (200 LBS.)  
SAME TRAVEL (6 FEET)

All Bal-Trols® have a range of "Float" to allow for precision placement without damaging product or machine.



U.S. and Foreign Patents Pending

LOAD CAPACITY			
RATIO	SM-03 80PSI	SM-06 80 PSI	SM-12 80PSI
6:1	60 LBS.	100 LBS.	200 LBS.
4:1	80 LBS.	125 LBS.	300 LBS.

Example:

**Model - SM06/6-4-SL**

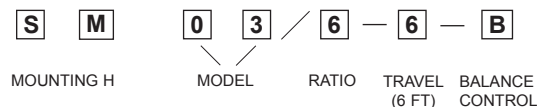
Single Mount Pro-Air, Horizontal Mtg., 100 Lbs. Capacity, 4 ft. of travel, Slim-Line Sensi-Touch® Control.

**Model - SM12/6-7-H**

Single Mount Pro-Air, Horizontal Mtg., 200 Lbs. Capacity, 7 ft. of travel, Speed Handle Control.

CHECK UNIT'S OVERALL LENGTH, HORIZONTAL & VERTICAL DIMENSIONS. SEE PAGE 10.

### HOW TO ORDER SINGLE MOUNT UNITS



**SM03/6-6-B** Single Mount Pro-Air, Horizontal Mounting, 60 Lb. Capacity @ 80 PSI, 6 ft. of travel with Balance Control.