

**CABLE ASSEMBLY AND SEAL KIT.**

Pictured is a Cable Assembly and Seal Kit. These items are the only recommended replacement parts you need to have on hand to keep down-time to a minimum. Replacement Cable and Seal Kit can ship in a matter of days, same day shipment for emergencies. Your unit can easily be repaired in the field.



Always specify a complete model number & serial number.

**SWIVELS**

The cables on the Bal-trol® units should not be allowed to twist repetitively. If the application requires that the load be rotated, then a swivel should be used to protect the cable from this type of spinning. In the case of the Sensi-Touch® control there is a set screw on the lower body of the control that must be tightened to prevent the shaft from turning within the control. This will prevent the shaft from rotating & twisting the cable.

- Model No. GHNB-06 - Used on Sensi-Touch®
- Model No. GHNB-07 - Used on Speed Handle

**SAFETY CHAIN**

All Bal-trols® are supplied with provisions to secure a safety chain from the Bal-Trol® to a secondary support system. The secondary support should be different from the support that the Bal-Trol® is mounted. All overhead equipment should be secured for safety reasons. Selection is based on total weight of Bal-Trol® plus load(s).



- Model No. 500C (500 Lbs. Capacity)
- Model No. 2000C (2000 Lbs. Capacity)



**DEMO KIT - 909-90000**

A trained Tri-Motion authorized distributor is capable of demonstrating the benefits of a Bal-Trol®. Their demo kit can easily be set up in any office environment. They furnish hangers, Bal-Trol® unit PH03/8-3-SL and air tank which serves as a weight. Make arrangements to have your local distributor show you the ergonomic and safety benefits of using Tri-Motion Air Balancers.

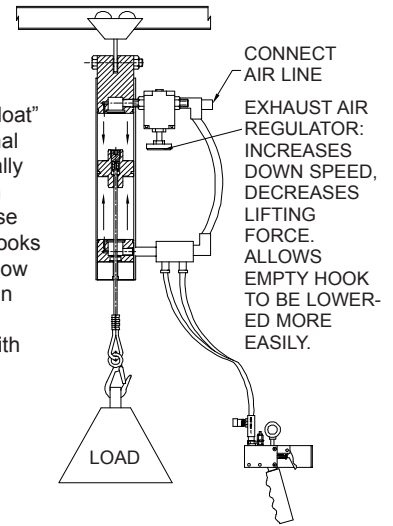


**GH4 and GH7 GATE HOOK**

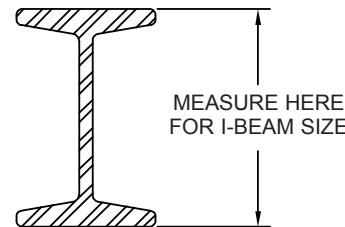
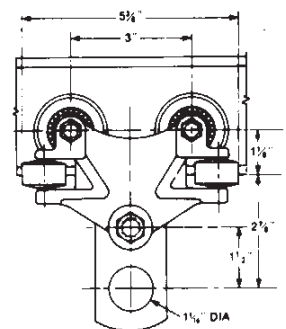
All Bal-Trols are supplied with forged steel Safety Latch Type Hooks. Gate Hooks provide an additional measure of safety, extra but simple procedures are required in order to remove a load from the hook. Select **Model GH-4** for Models (100 Lbs. thru 600 Lbs.) F01 thru F06 M03, M06, M12, P03, P06, P12, P20, SM03, SM06 & SM12 **Model GH-7** for Models (800 Lbs. thru 1200 Lbs.) F08, F12 and M40.

**EXHAUST AIR REGULATOR - E.A.R. MODEL 909-09000**

Used in applications where "Float" is not required. Offers additional safety should a load accidentally slip from the hook. This option increases down speed for those applications lowering empty hooks or light loads. Depending on how valve is regulated, capacity can decrease from 10% to 100%. Units can be field retrofitted with E.A.R. option.



**500-T & 1000-T TROLLEYS**



VARIABLE DIMENSIONS				
BEAM SIZE	A	B	C	D
2-5/8"	2.06	4.12	2.06	1.25
3"	2.38	4.68	2.06	1.56
4"	2.50	5.00	2.06	1.75

Consult factory for other models

