

PRO-AIR UNITS - 3 MODELS

P-03, P-06 & P-12

BAL-TROL® IS THE COST EFFECTIVE SOLUTION FOR WORKPLACE LIFTING INJURIES.

TWO MOUNTING STYLES: HORIZONTAL AND VERTICAL

- For All Repetitive Lifting Applications.
- Made to Order Travels from 1 Foot to 30 Feet or More.
- Stock Sizes Available.
- Smallest, Most Compact Bal-Trol®.
- Same Lifting Capacity as M & F Models.
- Simple to Operate.
- It Contains No Expensive Electronic Components or Computer Parts to Fail, Overheat, Have Moisture Damage or Require Reprogramming.

LOAD CAPACITY			
RATIO	P-03	P-06	P-12
	80PSI	80 PSI	80PSI
8:1	40 LBS.	75 LBS.	150 LBS.
6:1	60 LBS.	100 LBS.	200 LBS.
4:1	80 LBS.	125 LBS.	300 LBS.

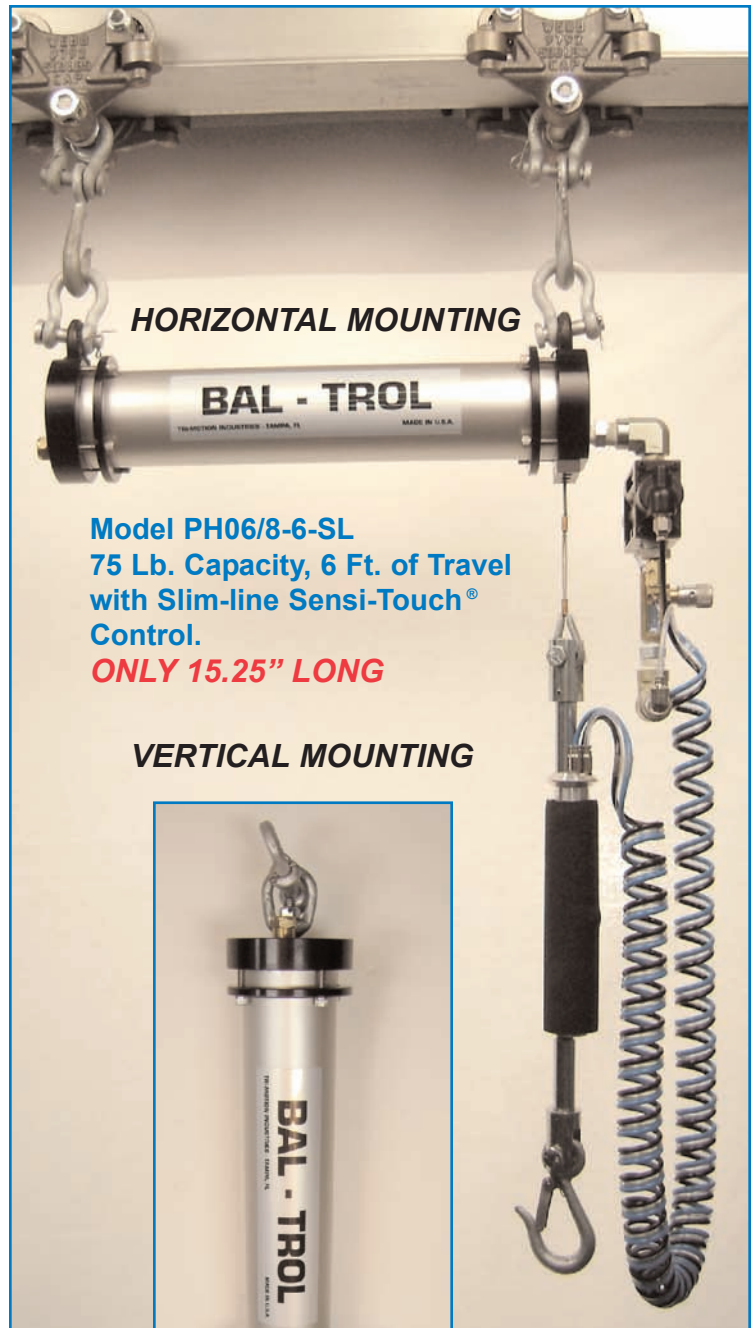
Examples:

Model - PH12/6-7-H
Pro-Air, Horizontal Mtg., 200 lbs. cap., 7' travel, Speed Handle Control.

Model - PH06/8-4-SL
Pro-Air, Horizontal Mtg., 75 lbs. cap., 4' travel, Slim-Line Sensi-Touch® Control.

Model - PV03/6-6-B
Pro-Air, Vertical Mtg., 60 lbs. cap., 6' travel, Balance Control.

CHECK UNIT'S OVERALL LENGTH, CHECK YOUR HORIZONTAL & VERTICAL DIMENSIONS SEE PAGE 8.



Model PH06/8-6-SL
75 Lb. Capacity, 6 Ft. of Travel
with Slim-line Sensi-Touch®
Control.
ONLY 15.25" LONG

ORDER PRO-AIR CAPACITY VERTICAL

P **V** **0** **3** / **6** — **6** — **B**
MOUNTING V/H MODEL RATIO TRAVEL (6 FT.) BALANCE CONTROL

PV03/6-6-B Pro-Air Capacity, Vertical mounting, 60 lb. Cap. @ 80 PSI, 6 ft. travel with Balance Control.

Pro-Air units are covered by U.S. Patent No. 7,798,472-B2. Also shown, the Slim-Line Sensi-Touch® is covered by U.S. Patent No. 6,595,104-B2 and Swedish Patent No. 0201504-8.

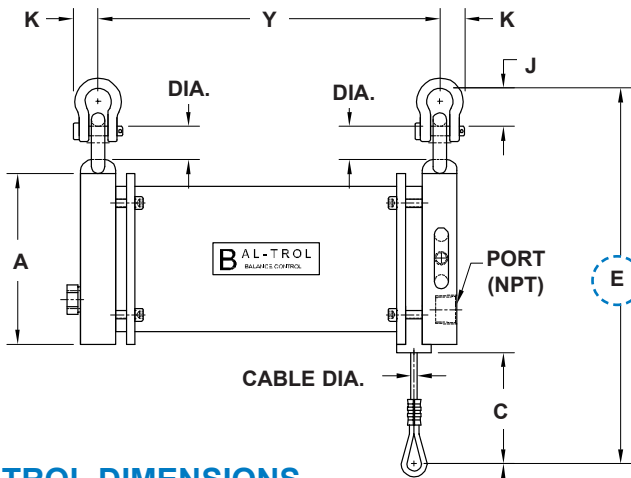
PRO-AIR UNITS

Patent No. 7,798,472

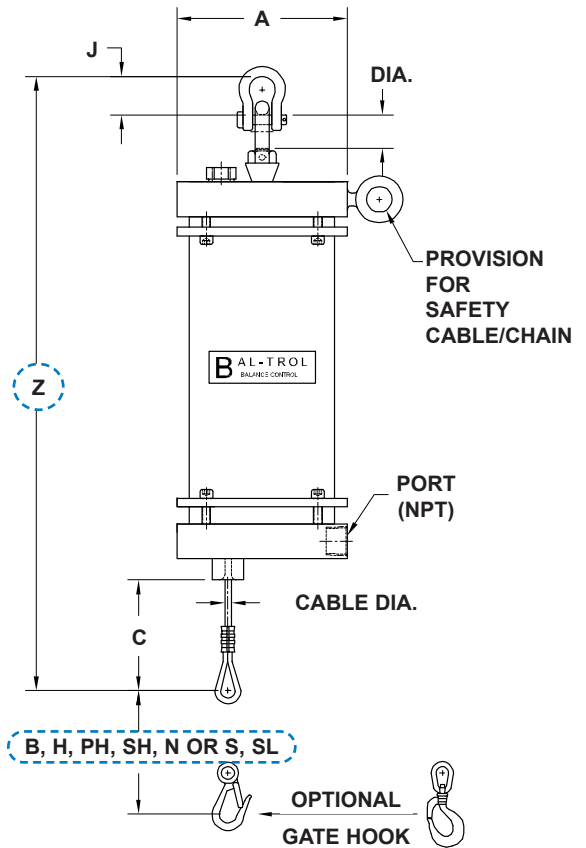
PH & PV - DIMENSIONS

MODEL	A	C	E	J	K	DIA.	CABLE DIA.	PORT (NPT)
03	3.63	4.50	10.54	1.50	.93	.78	ID: 1/16 OD: 3/32 (7 X 7)	1/4
06	4.50	4.50	11.64	1.50	.93	.78	ID: 3/32 OD: 1/8 (7 X 19)	3/8
12	6.25	5.50	14.24	1.50	.93	.97	ID: 1/8 OD: 3/16 (19 X 7)	3/8

NOTE: DIMENSION "E" DOES NOT INCLUDE CONTROL.

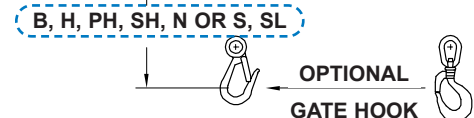
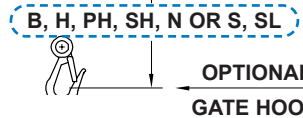


NOTE: DIMENSIONS "E" AND "Z" DO NOT INCLUDE CONTROL



CONTROL DIMENSIONS

MODEL	B CONTROL	H, PH, SH, N CONTROL	S, SL CONTROL
03	3.00	3.00	16.69
06	3.00	3.00	16.69
12	10.00	3.00	16.69



SEE CONTROLS PAGES 3-5

NOTE: We Reserve the Right to Change Specifications & Dimensions Without Notice. When Specifications Are Critical Consult Factory.

THE CHART BELOW INDICATES THE OVERALL LENGTH OF UNITS AT VARIOUS TRAVEL. THESE MEASUREMENTS ARE THE OVERALL LENGTH ONLY, NO CONTROLS ADDED IN.

We Have Figured Your Overall Lengths.

PRO-AIR MODEL OVERALL LENGTHS AT VARIOUS HOOK TRAVEL.

TRAVEL FEET	40 LBS.		60 LBS.		80 LBS.		75 LBS.		100 LBS.		125 LBS.		150 LBS.		200 LBS.		300 LBS.	
	HORIZ.	VERT.	HORIZ.	VERT.	HORIZ.	VERT.	HORIZ.	VERT.	HORIZ.	VERT.	HORIZ.	VERT.	HORIZ.	VERT.	HORIZ.	VERT.	HORIZ.	VERT.
	PH03/8	PV03/8	PH03/6	PV03/6	PH03/4	PV03/4	PH06/8	PV06/8	PH06/6	PV06/6	PH06/4	PV06/4	PH12/8	PV12/8	PH12/6	PV12/6	PH12/4	PV12/4
	Y	Z	Y	Z	Y	Z	Y	Z	Y	Z	Y	Z	Y	Z	Y	Z	Y	Z
1'	6.46	15.42	6.96	15.92	7.96	16.92	7.75	17.06	8.25	17.56	9.25	18.56	10.12	21.00	10.62	21.50	11.62	22.50
2'	7.96	16.92	8.96	17.92	10.96	19.92	9.25	18.56	10.25	19.56	12.25	21.56	11.62	22.50	12.62	23.50	14.62	25.50
3'	9.46	18.42	10.96	19.92	13.96	22.92	10.75	20.06	12.25	21.56	15.25	24.56	13.12	24.00	14.62	25.50	17.62	28.50
4'	10.96	19.92	12.96	21.92	16.96	25.92	12.25	21.56	14.25	23.56	18.25	27.56	14.62	25.50	16.62	27.50	20.62	31.50
5'	12.46	21.42	14.96	23.92	19.96	28.92	13.75	23.06	16.25	25.56	21.25	30.56	16.12	27.00	18.62	29.50	23.62	34.50
6'	13.96	22.92	16.96	25.92	22.96	31.92	15.25	24.56	18.25	27.56	24.25	33.56	17.62	28.50	20.62	31.50	26.62	37.50
7'	15.46	24.42	18.96	27.92	25.96	34.92	16.75	26.06	20.25	29.56	27.25	36.56	19.12	30.00	22.62	33.50	29.62	40.50
8'	16.96	25.92	20.96	29.92	28.96	37.92	18.25	27.56	22.25	31.56	30.25	39.56	20.62	31.50	24.62	35.50	32.62	43.50
9'	18.46	27.42	22.96	31.92	31.96	40.92	19.75	29.06	24.25	33.56	33.25	42.56	22.12	33.00	26.62	37.50	35.62	46.50
10'	19.96	28.92	24.96	33.92	34.96	43.92	21.25	30.56	26.25	35.56	36.25	45.56	23.62	34.50	28.62	39.50	38.62	49.50