



[BOOKMARK](#) [EMAIL PAGE](#)



- [Home](#)
- [Products](#)
- [Applications](#)
- [Accessories](#)
- [Load Arrestors](#)
- [Parts Manuals](#)
- [Contact Us](#)

ORDERING SPECIFICATIONS



PRO-AIR UNITS - 3 MODELS

P-03, P-06 & P-12

[CLICK HERE TO DOWNLOAD IN PDF FORMAT](#)

TWO MOUNTING STYLES: HORIZONTAL & VERTICAL

- For All Repetitive Lifting Applications.
- Made to Order Travels from 1 Foot to 15 Feet or More.
- Smaller, More Compact Bal-Trol®.
- Same Lifting Capacity as Modular and Full Capacity Models.
- Fewer Parts and Less Maintenance.
- Simple to Operate. It Contains No Expensive Electronic Components or Computer Parts to Fail or Require Reprogramming.
- Cost-Effective Solution for Workplace Lifting Injuries.

RATIO	P-03 80 PSI	P-06 80 PSI	P-12 80 PSI
8:1	40 LBS	75 LBS	150 LBS
6:1	60 LBS	100 LBS	200 LBS
4:1	80 LBS	125 LBS	300 LBS

Examples:

Model - PH12/6-7H

Pro-Air, Horizontal Mtg., 200 lbs. cap., 7' travel, Speed Handle Control.

Model - PH06/8-4-SL

Pro-Air, Horizontal Mtg., 75 lbs. cap., 4' travel, Slim-Line Sensi-Touch® Control.

Model - PV03/6-6-B

Pro-Air, Vertical Mtg., 50 lbs. cap., 6' travel, Balance Control.

CHECK UNIT'S OVERALL LENGTH, CHECK YOUR HORIZONTAL & VERTICAL DIMENSIONS.

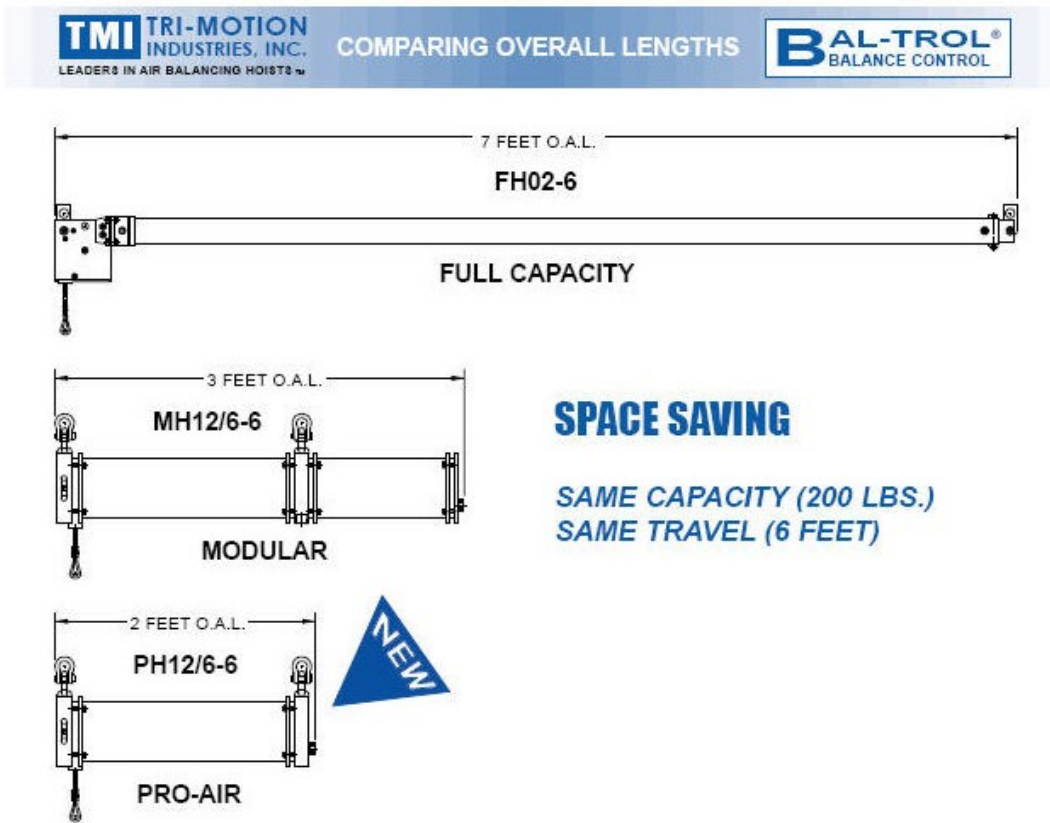


ORDER PRO-AIR CAPACITY VERTICAL



PV03/6-6B Pro-Air Capacity, Vertical mounting, 60 lb. Cap. @ 80 PSI, 6 ft. travel with Balance Control.

WE RECOMMEND OUR SAFETY CHAIN & DROP STOP *LOAD ARRESTORS (OSHA APPROVED) FOR SAFETY OF PERSONNEL AND PRODUCT.



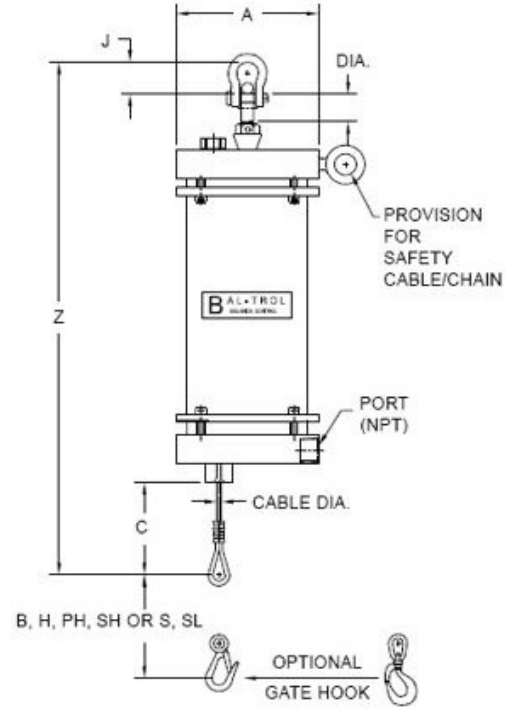
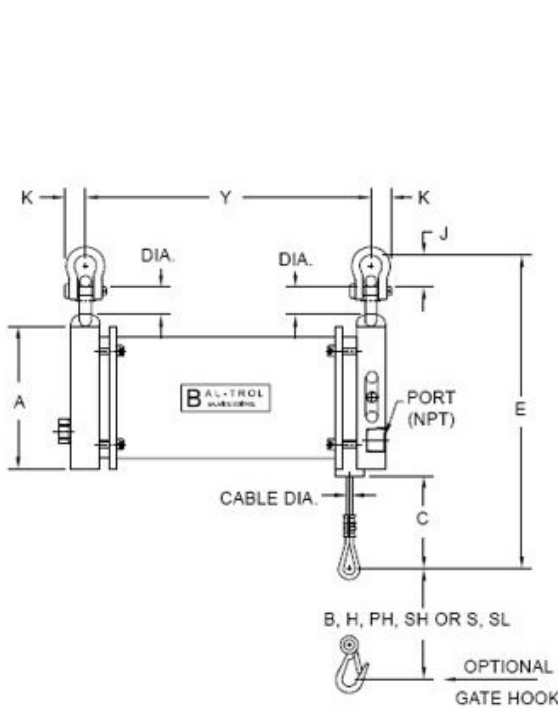
Bal-Trol® Air Balancers/Air Balancing Hoists feature three distinct styles of units and six control packages. Selection is made on the following **IMPORTANT** Criteria:

- WEIGHT** (What Bal-Trol® Needs to Lift)
- APPLICATION** (Type of Control Required)
 - BALANCER** - When a tool or fixture must give a degree of weightlessness.
 - SENSI-TOUCH®** - Pick & Place application for loads small in size.
 - SLIM-LINE SENSI-TOUCH®** - Smaller in size, fits comfortably in most hands.
 - SPEED HANDLE** - Pick & Place application for large loads.
 - NEW!! PRO HANDLE** - Proportional speed up & down, similar to your car accelerator.
 - NEW!! SLIM HANDLE** - Smaller, works on any size Bal-trol®.
- SPACE REQUIRED FOR MOUNTING** - Three styles to select:
 - FULL CAPACITY UNITS:** Offer 1:1 ratio, these units are dimensionally longer than modular units.
 - MODULAR UNITS:** When mounting space is limited. In the illustration, the two units have the same travel and capacity. Six foot of travel at 200 lbs. capacity. 1:1 Ratio equal 7' O.A.L, Modular equals 3' O.A.L.
 - NEW!! PRO-AIR UNITS:** Smaller, more compact but has the same lifting capacity. Fewer parts and less maintenance. Six foot of travel at 200 lbs. capacity equals 2' O.A.L

PRO-AIR UNITS

PH & PV DIMENSIONS

MODEL	A	B	C	E	H	J	K	S	DIA.	CABLE DIA.	PORT (NPT)
03	3.63	3.00	4.50	10.54	3.00	1.50	.93	16.69	.78	ID: 1/16 OD: 3/32 (7 X 7)	1/4
06	4.50	3.00	4.50	11.64	3.00	1.50	.93	16.69	.78	ID: 3/32 OD: 1/8 (7 X 19)	3/8
12	6.25	10.00	5.50	14.24	3.00	1.50	.93	16.69	.97	ID: 1/8 OD: 3/16 (19 X 7)	3/8



NOTE: We Reserve the Right to Change Specifications & Dimensions Without Notice. When Specifications Are Critical Consult Factory.

THE CHART BELOW INDICATES THE OVERALL LENGTH OF UNITS AT VARIOUS TRAVEL. THESE MEASUREMENTS ARE THE OVERALL LENGTH ONLY, NO CONTROLS ADDED IN.

We Have Figured Your Overall Lengths.

PRO-AIR MODEL OVERALL LENGTHS AT VARIOUS TRAVEL.

TRAVEL FEET	40 LBS.		60 LBS.		80 LBS.		75 LBS.		100 LBS.		125 LBS.		150 LBS.		200 LBS.		300 LBS.	
	PH03/8	PV03/8	PH03/6	PV03/6	PH03/4	PV03/4	PH06/8	PV06/8	PH06/6	PV06/6	PH06/4	PV06/4	PH12/8	PV12/8	PH12/6	PV12/6	PH12/4	PV12/4
	Y	Z	Y	Z	Y	Z	Y	Z	Y	Z	Y	Z	Y	Z	Y	Z	Y	Z
1'	6.46	15.42	6.96	15.92	7.96	16.92	7.75	17.06	8.25	17.56	9.25	18.56	10.12	21.00	10.62	21.50	11.62	22.50
2'	7.96	16.92	8.96	17.92	10.96	19.92	9.25	18.56	10.25	19.56	12.25	21.56	11.62	22.50	12.62	23.50	14.62	25.50
3'	9.46	18.42	10.96	19.92	13.96	22.92	10.75	20.06	12.25	21.56	15.25	24.56	13.12	24.00	14.62	25.50	17.62	28.50
4'	10.96	19.92	12.96	21.92	16.96	25.92	12.25	21.56	14.25	23.56	18.25	27.56	14.62	25.50	16.62	27.50	20.62	31.50
5'	12.46	21.42	14.96	23.92	19.96	28.92	13.75	23.06	16.25	25.56	21.25	30.56	16.12	27.00	18.62	29.50	23.62	34.50
6'	13.96	22.92	16.96	25.92	22.96	31.92	15.25	24.56	18.25	27.56	24.25	33.56	17.62	28.50	20.62	31.50	26.62	37.50
7'	15.46	24.42	18.96	27.92	25.96	34.92	16.75	26.06	20.25	29.56	27.25	36.56	19.12	30.00	22.62	33.50	29.62	40.50
8'	16.96	25.92	20.96	29.92	28.96	37.92	18.25	27.56	22.25	31.56	30.25	39.56	20.62	31.50	24.62	35.50	32.62	43.50
9'	18.46	27.42	22.96	31.92	31.96	40.92	19.75	29.06	24.25	33.56	33.25	42.56	22.12	33.00	26.62	37.50	35.62	46.50
10'	19.96	28.92	24.96	33.92	34.96	43.92	21.25	30.56	26.25	35.56	36.25	45.56	23.62	34.50	28.62	39.50	38.62	49.50

[CLICK HERE TO DOWNLOAD IN PDF FORMAT](#)

[HOME](#) | [PRODUCTS](#) | [APPLICATIONS](#) | [CONTACT US](#) | [ACCESSORIES](#) | [SIGN UP FOR EMAIL NEWS](#)

Please advise company name and address when inquiring about our products.



Download the [BalTrol Trimotion Air Balancing Hoist Catalog](#) in PDF

Please Feel Free to Visit Our Rod and Rodless Cylinder Web Site at:
<http://www.duramastercylinders.com>

ISO 9001:2000 Certification
No. 5047 1494/B

Disclaimer: All information deemed reliable but not guaranteed and should be independently verified. All products are subject to prior sale, change or withdrawal. Neither Tri-Motion Industries, Inc. nor DVD Consulting Incorporated shall be responsible for any typographical errors, misinformation, misprints and shall be held totally harmless.

5688 W. Crenshaw
Tampa, Florida 33634
(813) 884-6600
<http://www.trimotionindustries.com>
sales@trimotionindustries.com

Copyright 2009 Tri-Motion Industries, Inc. Last Update Tuesday, July 14, 2009 Web Services by [Ron Castle Webs](#)

[Sitemap](#)